

Die cast aluminium nickel-plated, standard type.

For blowing out and cleaning machines, workpieces, bore holes, hollow parts, etc.

Max. operating pressure	10 bar
Working pressure	2 - 6 bar
Temperature range	-10 °C to 50 °C
Connecting thread	G 1/4
Nozzles	M12x1.25
Extension nozzles	M12x1.25
Material body	Die cast aluminium ZL 104 nickel-plated
Material push pin	Steel 2Cr13
Air consumption	250 l/min at 6 bar

### Blow gun with standard nozzle, bore 1.5 mm

Art. No.	Type No.	Type of connection
114320	22 A	Stem, I.D. 6
114321	22 B	Stem, I.D. 9
114322	22 C	Stem, I.D. 13
117445	22 K/TD	G 1/4 IT
114323	22 K	Push-in plug for DN 7.2 couplings



22 A

### Blow gun with silencer nozzle

Art. No.	Type No.	Type of connection
114324	22 A/D	Stem, I.D. 6
114325	22 B/D	Stem, I.D. 9
114326	22 C/D	Stem, I.D. 13
137734	22 V/D	G 1/4 IT
114327	22 K/D	Push-in plug for DN 7.2 couplings



22 A/D

### Blow gun with chip shield (to prevent eye injuries from flyaway chip debris)

Art. No.	Type No.	Type of connection
114328	22 A-S	Stem, I.D. 6
114329	22 B-S	Stem, I.D. 9
114330	22 C-S	Stem, I.D. 13
137735	22 V-S	G 1/4 IT
114331	22 K-S	Push-in plug for DN 7.2 couplings



22 A-S

Standard type without nozzle!

In combination with the safety nozzles described below, this blow gun meets a wide range of safety requirements.

### Blow gun without nozzle

Art. No.	Type No.	Type of connection
114332	22 A-KD	Stem, I.D. 6
114333	22 B-KD	Stem, I.D. 9
114334	22 C-KD	Stem, I.D. 13
117444	22 K/T	G 1/4 IT
114335	22 K-KD	Push-in plug for DN 7.2 couplings



22 A-KD

**Extension tube (without nozzle) M12x1.25, for use with safety nozzles standard type**

Art. No.	Type No.	Designation	Material
117000	VLR150	Extension tube straight, 150 mm	Aluminium
117001	VLR300	Extension tube straight, 300 mm	Aluminium
117002	VLR450	Extension tube straight, 450 mm	Aluminium
117003	VLR800	Extension tube straight, 800 mm	Aluminium
117004	VLRG150	Extension tube bent, 150 mm	Aluminium
117005	VLRG300	Extension tube bent, 300 mm	Aluminium
117006	VLRG450	Extension tube bent, 450 mm	Aluminium
117007	VLRG800	Extension tube bent, 800 mm	Aluminium



If correctly designed, these noise-reducing nozzles guarantee a lower noise level than conventional one-hole types with an identical blowing force.

They are usually fitted with a noise-reducing plastic insert and they are recommended by the German BGIA (Institute for Occupational Safety and Health).

**Low-noise fine-spray nozzle, M12x1.25 connection**

Art. No.	Type No.	Material	Length mm	Nozzle O.D. mm	Diagram
114354	22.101	Nickel-plated steel, brass	45.0	10	1
114355	22.102	Nickel-plated steel, brass	45.0	10	2

**Low-noise round nozzle, M12x1.25 connection**

Art. No.	Type No.	Material	Length mm	Nozzle O.D. mm	Diagram
114356	22.201	Aluminium	55.0	11	3
114357	22.202	Aluminium	50.0	10	4
206348	22.202-2	Aluminium	50.0	12.5	18
114358	22.203	Aluminium	41.0	13	5
114359	22.204	Die-cast zinc	46.0	17	6
129880	DLRZAM12X125	Die-cast zinc, aluminium	41.0	17	6
114360	22.205	Plastic (POM)	41.0	17	7
114361	22.206	Aluminium	35.0	11	8
114362	22.207	Die-cast-zinc	47.0	19	9
114363	22.208	Plastic (ABS)	55.0	19	10

**Low-noise flat nozzle, M12x1.25 connection**

Art. No.	Type No.	Material	Length mm	Nozzle width mm	Diagram
114364	22.401	Nickel-plated brass	100.0	21.5	11
114365	22.402	Nickel-plated brass	100.0	29.0	12
114366	22.403	Nickel-plated brass	100.0	21.0	13

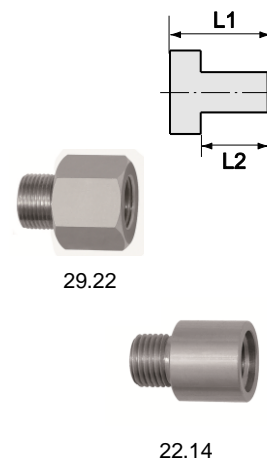
⇒ For noise, air consumption and blowing force values, see diagrams 1-17 on the following pages.


**Adapter for the use of safety nozzles with connection M12x1.25 with »Typhoon« blow gun**

Art. No.	Type No.	Male	Female	L1 mm	L2 mm	a/f mm
114446	29.22	1/2" – 27 UNS	M12x1.25	25.0	9.0	17

**Adapter for the use of safety nozzles G 1/4 with »Typhoon« blow gun and aluminium blow gun**

Art. No.	Type No.	Male	Female	L1 mm	L2 mm	a/f mm
133177	29.14	1/2" – 27 UNS	G 1/4	25.0	9.0	17
133178	22.14	M12x1.25	G 1/4	26.0	10.0	-



## Nozzles suitable for all aluminium and die-cast aluminium nickel-plated blow guns.

### Standard nozzle with $\varnothing$ 1.5 mm bore, M12x1.25 connection

Art. No.	Type No.	Material	Description
114344	105/5	Aluminium	With a central bore, a sharp beam with high blowing force, noise level above 90 dB(A), at pressures of 4 bar

### Silencer nozzle, M12x1.25 connection

Art. No.	Type No.	Material	Description
114345	106/6	Aluminium	With sintered metal insert, extremely low noise, noise consistently below 70 dB(A), wide beam with low air blowing force

### Nozzle with chip shield, M12x1.25 connection

Art. No.	Type No.	Material
114346	107/6	Aluminium

### Venturi nozzle (full jet nozzle) with $\varnothing$ 2,5 mm bore, M12x1.25 connection

Artikel Nr.	Typen Nr.	Material
207588	107/7-V	Aluminium



105/5



106/6



107/6




107/7-V

**Extension nozzles for blowing out inaccessible points directly.**

**Extension nozzles, nozzle bore 3.0 mm, nickel-plated brass**

Art. No	Type No.	Nozzle type
114347	22/100	100 mm long, angled
114348	22/150	150 mm long, angled
114349	22/250	250 mm long, angled
114350	23/100	100 mm long, straight
114351	23/150	150 mm long, straight
114352	23/250	250 mm long, straight
114353	23/400	400 mm long, straight



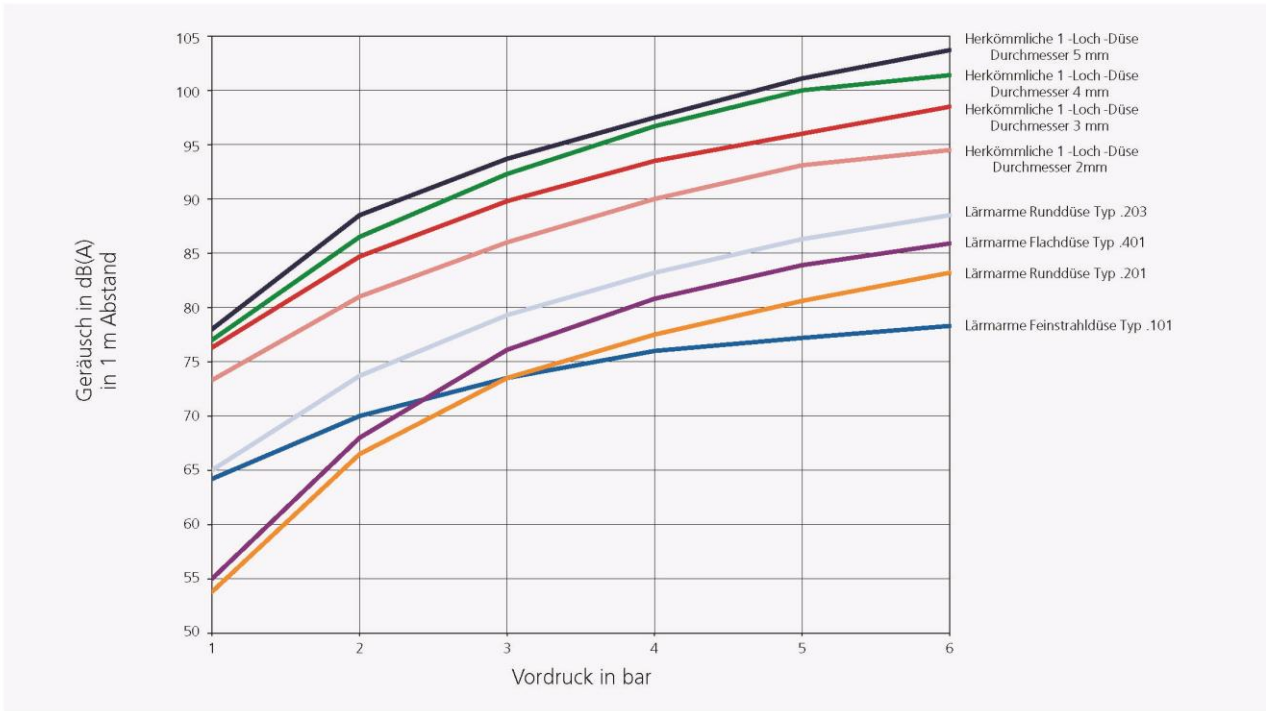
**Air flow nozzle regulates the air flow and reduces the pressure by turning the nozzle ring.**

**Extension nozzles, nozzle bore 3.0 mm, nickel-plated brass**

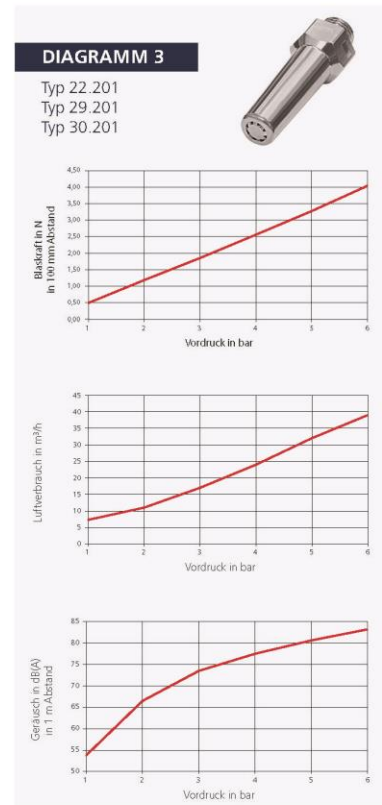
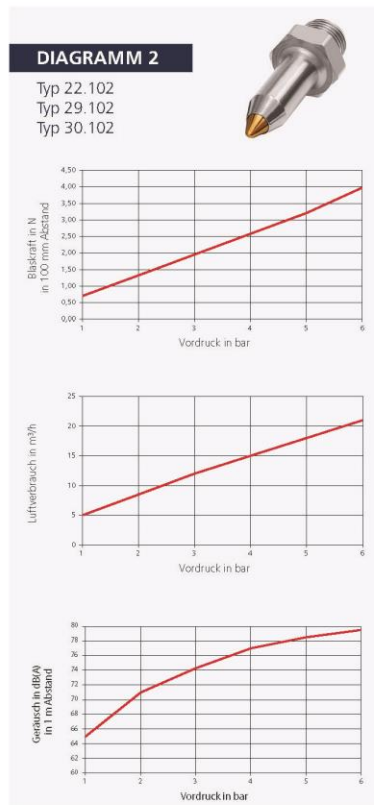
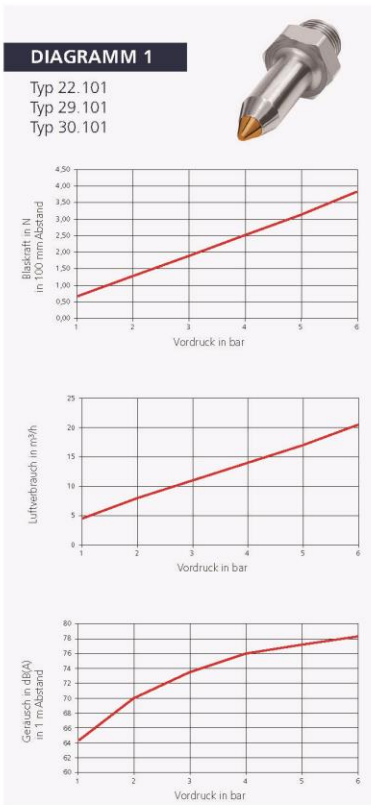
Art. No	Type No.	Material
114367	109/44	Aluminium / POM

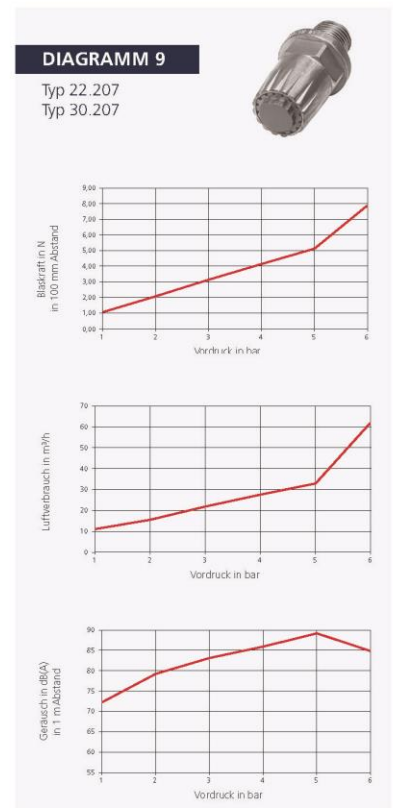
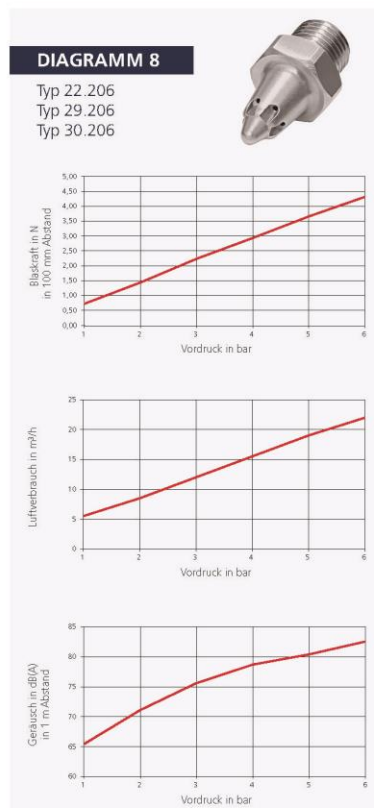
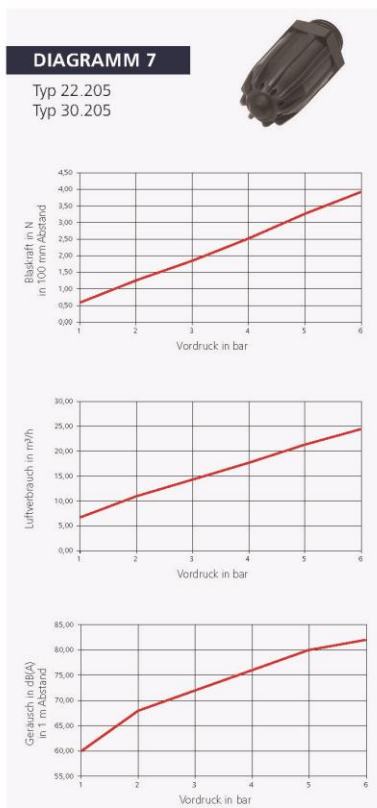
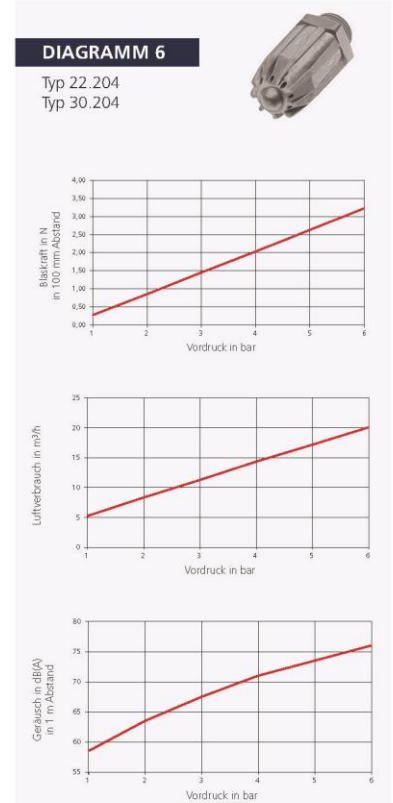
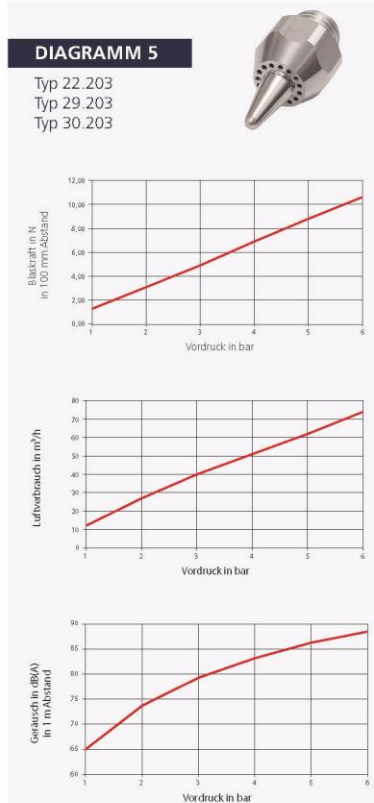
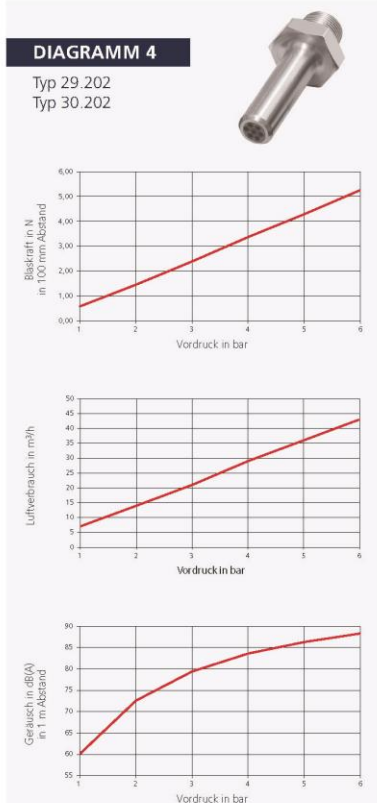


109/44

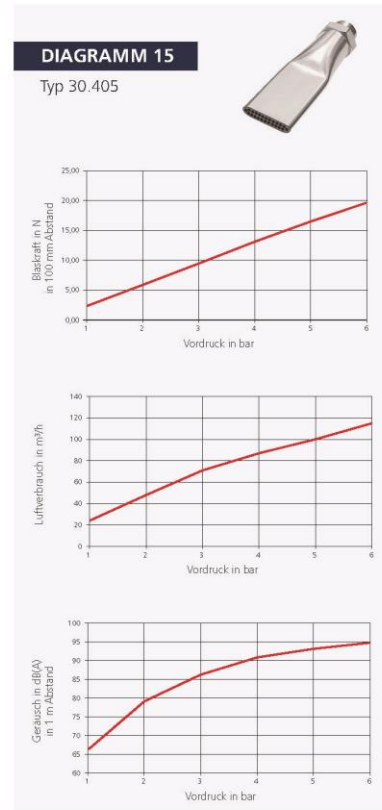
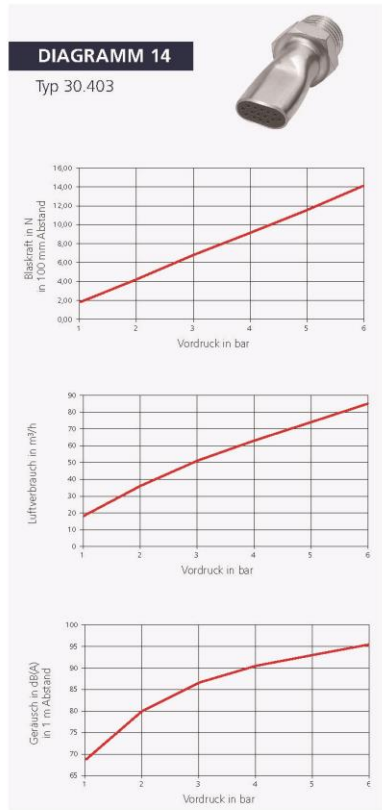
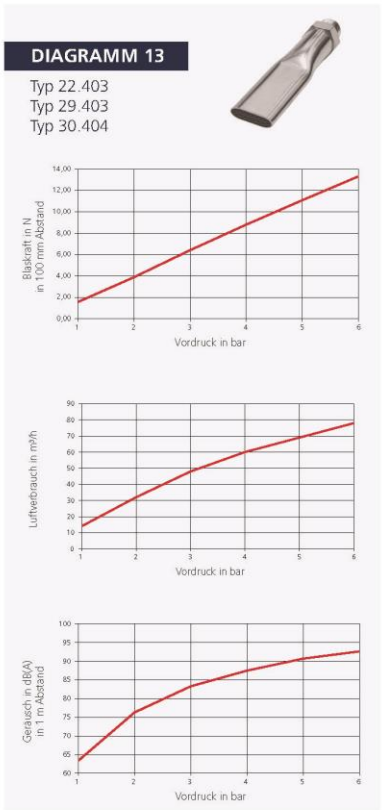
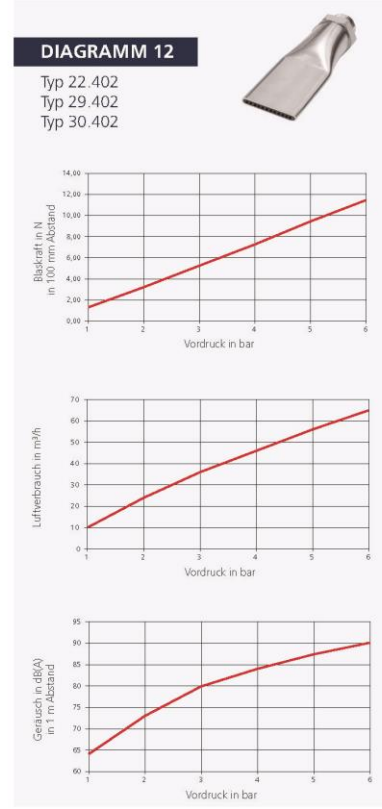
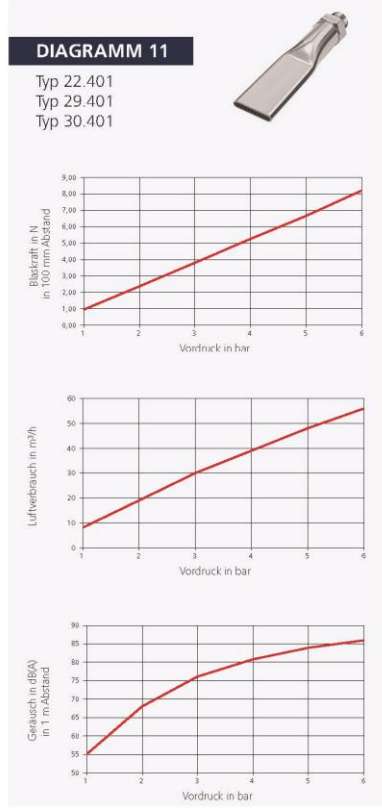


### Sicherheitsdüsendiagramme

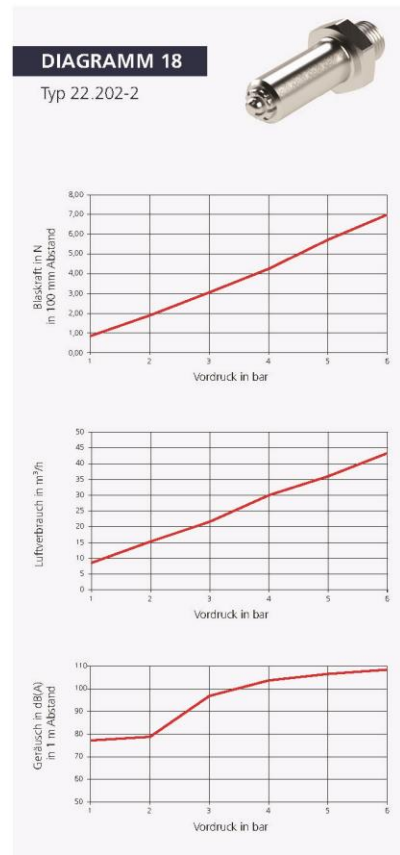
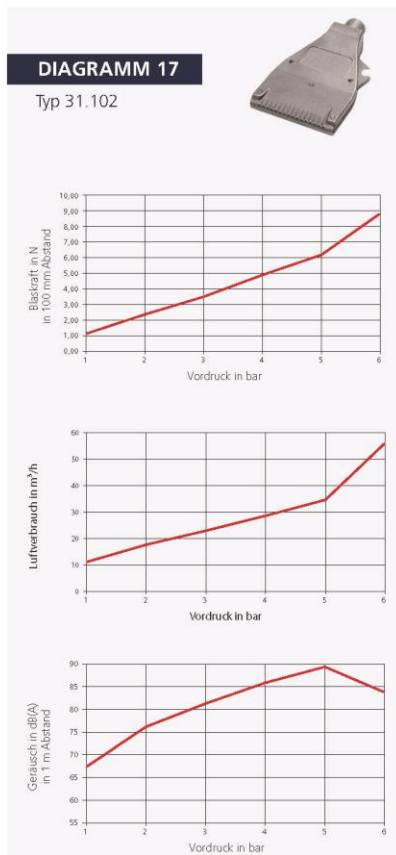
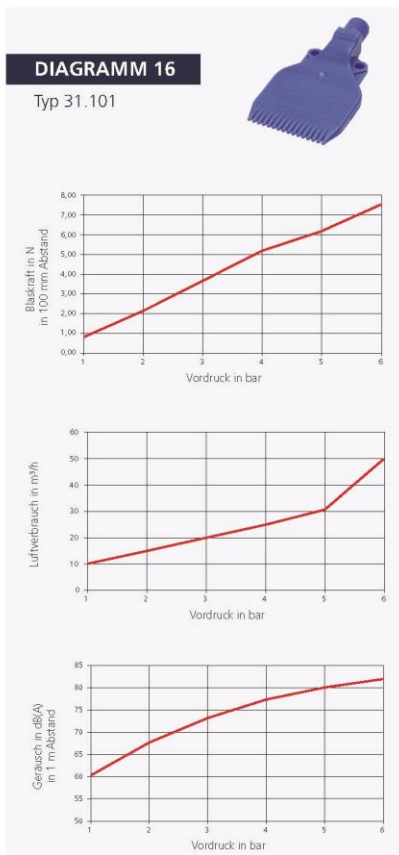




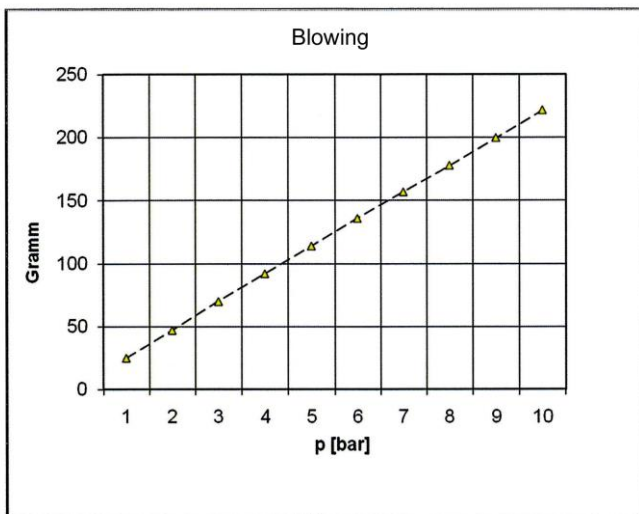
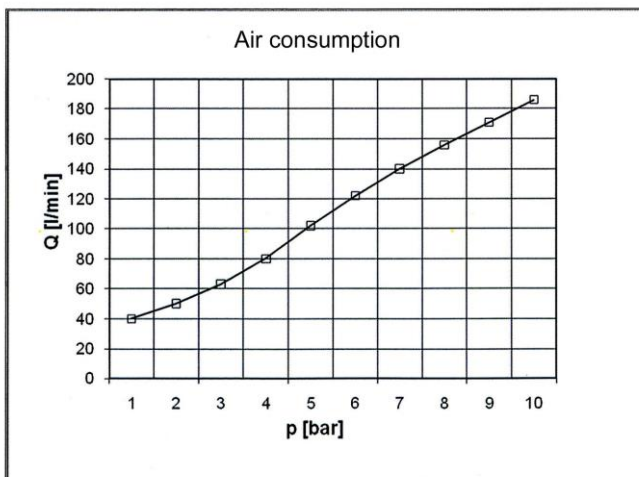
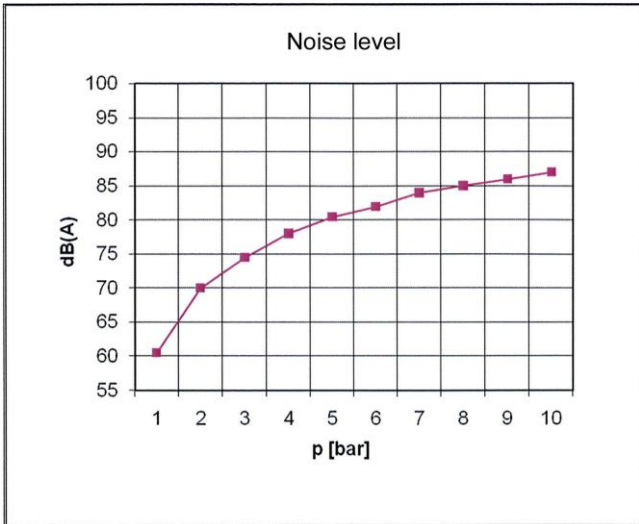




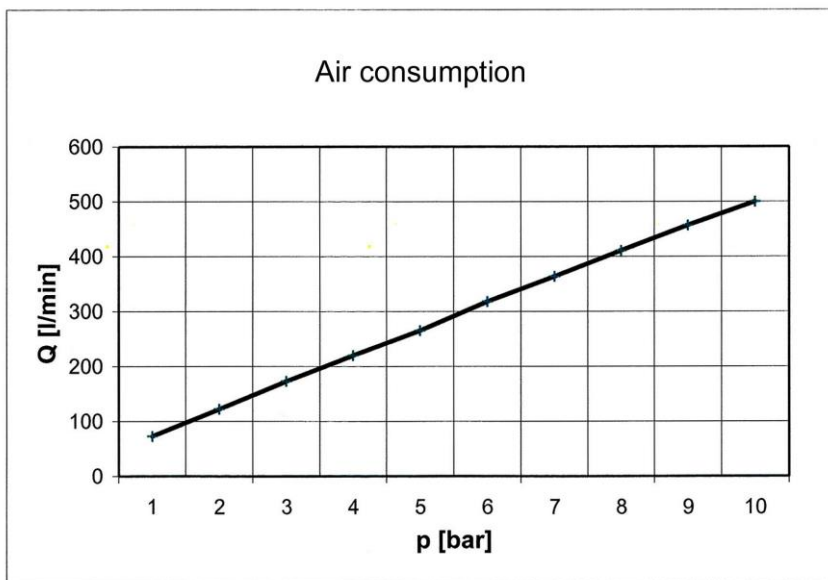
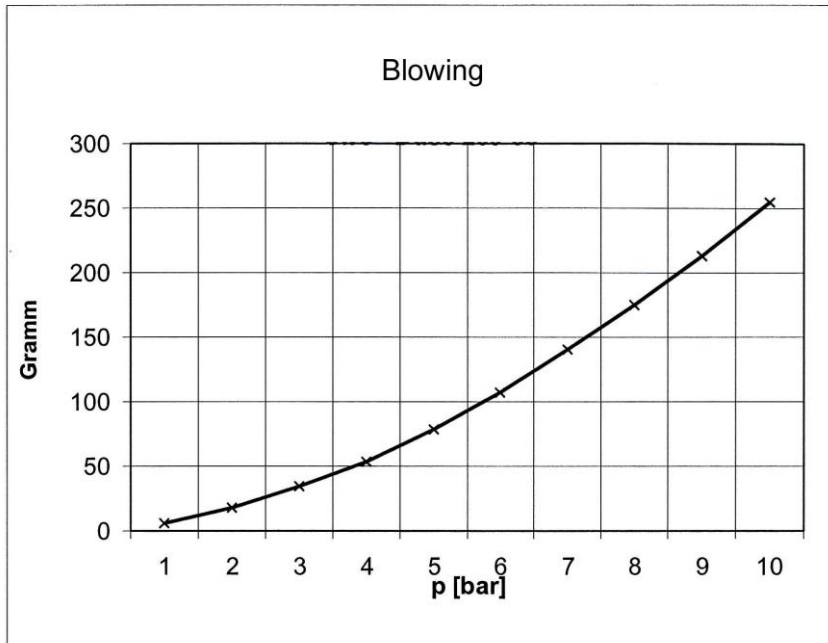




Flow rates for Standard nozzles Art. No. 114344



**Flow rates for Silencer nozzles Art. No. 114345**



For the Nozzle with chip shield **Art. No. 114346** and venturi nozzle **Art. No. 207588** there no flow rate measurements. Therefore we have no values available.